

Unconstrained Product Categorization with Sequence-to-Sequence Models

Maggie Yundi Li*

National University of Singapore
Singapore
a0131278@comp.nus.edu.sg

Liling Tan, Stanley Kok, Ewa Szymanska

Rakuten Institute of Technology
Singapore
{first.lastname}@rakuten.com

ABSTRACT

Product categorization is a critical component of e-commerce platforms that enables organization and retrieval of the relevant products. Instead of following the conventional classification approaches, we consider category prediction as a sequence generation task where we allow product categorization beyond the hierarchical definition of the full taxonomy.

This paper presents our submissions for the Rakuten Data Challenge at SIGIR eCom'18. The goal of the challenge is to predict the multi-level hierarchical product categories given the e-commerce product titles. We ensembled several attentional sequence-to-sequence models to generate product category labels without supervised constraints. Such unconstrained product categorization suggests possible addition to the existing category hierarchy and reveals ambiguous and repetitive category leaves.

Our system achieved a balanced F-score of 0.8256, while the organizers' baseline system scored 0.8142, and the best performing system scored 0.8513.

CCS CONCEPTS

• Computing methodologies → Natural language processing; • Applied computing → Electronic commerce;

KEYWORDS

Text Classification, Sequence-to-Sequence

1 INTRODUCTION

Product categorization is necessary to ensure that e-commerce platforms accurately and efficiently retrieve the relevant items [9]. E-commerce sites use hierarchical taxonomies to organize products from generic to specific classes. For instance, the product 'Dr. Martens Air Wair 1460 Mens Leather Ankle Boots' falls under the 'Clothing, Shoes, Accessories → Shoes → Men → Boots' category on Rakuten.com.

Product taxonomies allow easy detection of similar products and are used for product recommendation and duplicate removal on e-commerce sites [16, 18]. Although merchants are encouraged to manually input categories for their products when they post them

*This is the corresponding author

Category: 3292>1041>4175>4258

Canon EOS M10 Mirrorless Digital Camera with 15-45mm Lens
+ 16GB Memory Card + Camera Case

Canon 6163B001M PowerShot ELPH 530HS White 10.1MP

Panasonic Lumix DMC-GF7 Mirrorless Micro Four Thirds
Digital Camera (Black Body Only)

Category: 3292>1041>4380>4953

Canon PowerShot Elph 360 HS Wi-Fi Camera + 32GB + Case
+ Battery + Selfie Stick + Sling Strap + Kit

Fujifilm X-E3 4K Digital Camera & 23mm f/2 XF Lens (Silver)

Category: 3292>1041>4380>4374

Canon EF 70-200mm f/2.8L IS II USM Telephoto Zoom Lens
Deluxe Accessory Bundle

Table 1: Product Titles and Categories in the Training Data

on e-commerce platforms, the process is labor-intensive and leads to inconsistent categories for similar items [3, 10].

Automatic product categorization based on available product information, such as product titles, would thus significantly smooth this process.

Previous approaches to e-commerce product categorization focused on mapping product information (titles, descriptions, images, etc.) to the specific categories based on the existing labels from the training data. Despite the effectiveness of such approaches, products can only be classified into the categories given by the platform. In contrast, the static product category hierarchies would not be able to adapt to the ever-growing number of products on the e-commerce platform. We want to automatically learn the cross-pollination of sub-categories beyond the predefined hierarchy, instead of imposing the hard boundaries inherited from higher level categories.

By redefining the classic product category classification task as a sequence generation task, we were able to generate categories that were not predefined in training data. For example, our model assigned 'Canon 9167b001 12.8 Megapixel Powershot(R) G1 X Mark II Digital Camera' to the 3292>1041>4380>4258 category which does not exist in the product taxonomy in the train set. Table 1 shows a sample of related product titles and their respective categories from

one or more of the characters on the right, e.g., the `\x99` appears in 2 to 10 product titles.¹

Upon inspection, we find that the noise can be helpful to the learning systems due to their systematic nature. For example, the same strings of non-ASCII-printable characters appear consistently in clothing category (1608>4269), such as “*I (Heart) My *string of non-ASCII-printable characters* - INFANT One Piece - 18M*” in category 1608>4269>4411>4306 and “*Frankie Says Relax Statement Women’s T-Shirt by American Apparel by Spreadshirt *string of non-ASCII-printable characters**” in category 1608>4269>3031>62. Hence, we decided not to remove the noise detected in the product titles.

4 EXPERIMENTS

We lowercased the product titles from the RDC dataset and tokenized the data with the Moses tokenizer^{2,3}. To frame the product categorization task into Seq2Seq generation, we split the categories up into its sub-categories and treat the category as a sentence. For example, “4015>3636>1319>1409>3606” is changed to “4015 3636 1319 1409 3606”.

4.1 Models

Without explicit tuning, we trained a single-layer attentional encoder-decoder using the Marian toolkit[7] (commit f429d4a) with the following hyperparameters.

- **RNN Cell:** GRU
- **Source/Target Vocab size:** 120,000
- **Embedding dim.:** 512
- **En/Decoder dim.:** 1024
- **Embedding dropout:** 0.1
- **Dropout:** 0.2
- **Optimizer:** Adam
- **Batch size:** 5000
- **Learning Rate:** 0.0001
- **Beam Size:** 6

We allowed the model to over-fit the training data by using the full training set as our validation set. We trained the baseline model for 2 hours and stopped arbitrarily at the 7th epoch when the perplexity reaches 1.18. Our baseline model achieved 0.81 weighted F-score in the phase 1 result.

For the rest of the submissions, we ensembled the baseline model with the models trained on different random seeds, and we stopped the training when we observed that the perplexity on the validation set falls below 1.0*. It is unclear what is the benefit of over-fitting the model to the training set and expecting a 1.0* perplexity, but the assumption is that at inference, given a product title that was seen in training, the model should output the same label.

Table 3 presents the validation metrics (cross-entropy and perplexity) for the different models. In retrospect, we could have been more disciplined in the stopping criteria and monitor the model

¹The penultimate character in the >50 list is the non-breaking space `\xa0` and the last character is a replacement character. They appear in 643 and 766 product titles respectively. Usually, these are breadcrumbs of the HTML to Unicode conversion.[14, 15]

²<https://github.com/moses-smi/mosesdecoder/blob/master/scripts/tokenizer/tokenizer.perl>

³Python port: <https://github.com/alvations/sacremoses>

Model	Random		Cross-entropy	Perplexity
	Seed	Epoch		
M1	0	77	0.8446	1.1835
M2	1	189	0.0191	1.0038
M3	1	470	0.0723	1.0145
M4	2	54	0.0542	1.0108

Table 3: Cross-entropy and Perplexity during Model Training

Phase	Model(s)	P	R	F
1	M1 (Baseline)	0.82	0.81	0.81
	M1-3	0.83	0.83	0.82
	M1-4	0.8311	0.8296	0.8245
2	M1-4	0.8267	0.8305	0.8256
	Best system (mcskinner)	0.8697	0.8418	0.8513

Table 4: Precision, Recall, F1 Scores on Held-out Test Set

validation more closely to stop with a consistent criterion, e.g., limiting the no. of epochs/steps or a particular threshold for the validation metric.

5 RESULTS

Table 4 presents the precision, recall, and F-score of the baseline and ensemble systems. The phase 1 results are based on a subset of the full test data, and the phase 2 results are based on the entire test dataset. Our baseline system achieved competitive results with 0.81 weighted F-score in phase 1 of the data challenge and the ensembled systems improved the performance scored 0.82 in phase 1 and 2 of the challenge.^{4,5}

Similarly, the best system (mcskinner) in the competition is an ensembled neural network system[11]. It used an ensembled of multiple bi-directional Long Short Term Memory (LSTM) with a novel pooling method that balances max- and min-pooling across the recurrent states. The best system scored 0.85 in phase 2. However, the best system follows the traditional classification paradigm where supervised inference produces a fixed set of labels learned from the training data.

6 ANALYSIS

6.1 Attention Alignment

The ability to generate alignments between the source and target sequences allows us to easily interpret the category predictions with respect to their product titles. We generated the attention weight alignment between source and target sequences for the training set using the baseline model, M1.⁶

⁴Initially, the data challenge reported scores to 2 decimal places, and the change to report 4 decimal places happened in the last couple of days of the challenge. Since the labels for the test set were not available at the time of publication, we could not perform postmortem evaluation to find out the scores for the M1 baseline and M1-3 ensemble models

⁵The full ranking of the data challenge is available on <https://sigir-econ.github.io/data-task.html>

⁶We only analyzed the attention weight alignment on the test set minimally because the gold labels on the test set were not made accessible.

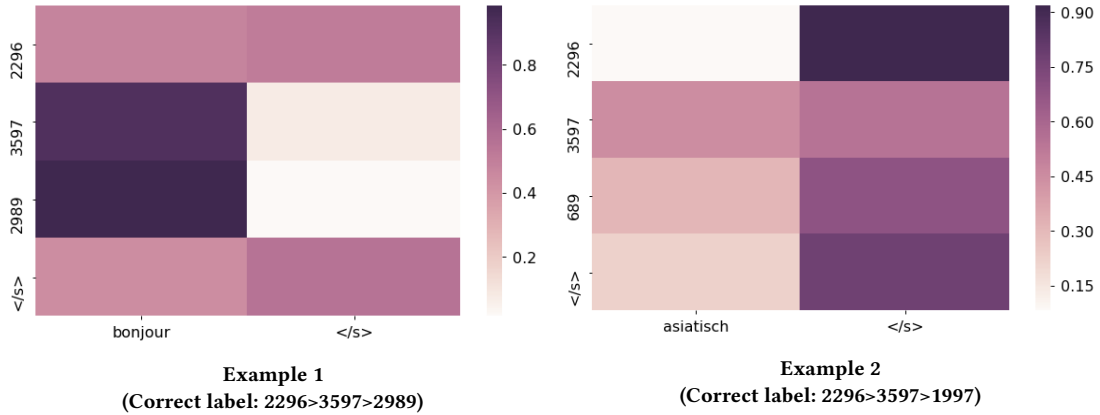


Figure 2: Attention Alignments of Music Product Titles from Training Set

In this section, we analyze the behaviors of the model predictions in relation to their attention alignment based on cherry-picked examples (Figure 2-6). We also discuss the implications of such behaviors on the existing product category hierarchy.

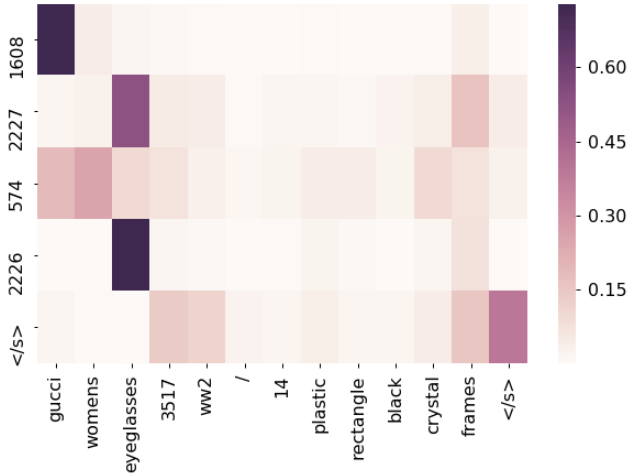


Figure 3: Attention Alignments of a Correctly Labeled Product

Figure 3 shows an example of a correctly labeled product from the training set. The heat maps represent the attention weights that associates the the subcategory labels to each word in the product titles. The ‘gucci’ token aligns heavily to the 1608 first level category that we observe from eyeballing the data, it may refer to the ‘jewelery and accessories’ category. We see that the ‘eyeglasses’ and ‘frames’ aligns tightly to 2227 subcategory while ‘woman’ and ‘gucci’ are associated with the 574 subcategory. We observe in the train set that the 2226 final level category is dominated by the ‘eyeglasses’. From the attention weights, we see that many tokens in the product titles has little or no effect to the alignment to the specific subcategories.

6.2 Music Category

The first row of Example 1 in Figure 3 shows an interesting phenomenon that the ‘</s>’ (end of sentence) token is highly associated with the 2296 first level category. The attention model might have learned to correlate short sequence length with 2296 category. The 2296 category seems to be related to media content whose titles are often succinct; in the train set, there are 2085 single token product titles out of which 1720 titles has 2296 as their first level category.

When the product titles are terse, the model is unable to distinguish between the fine-grained subcategories. In Example 2, the true label in the 2296>3597>1997 refers to the ‘Media>Music>Electronica’ category⁷, but the model predicts it to be 2296>3597>689 i.e. the ‘Media>Music>Pop’ category⁸. Although the model is smart enough to discover the correct top-level(s) categories by learning to associate short sequence with 2296>3597 label, it fails to correctly identity the lowest level category. There are 25 subcategories under the 2296>359, without additional information, it would be hard even for a human to categorize the music genre based on short and sometimes single-word product title.

6.3 Machine Created Categories

Unlike traditional classification, the Seq2Seq approach has the ability to generate new categories.

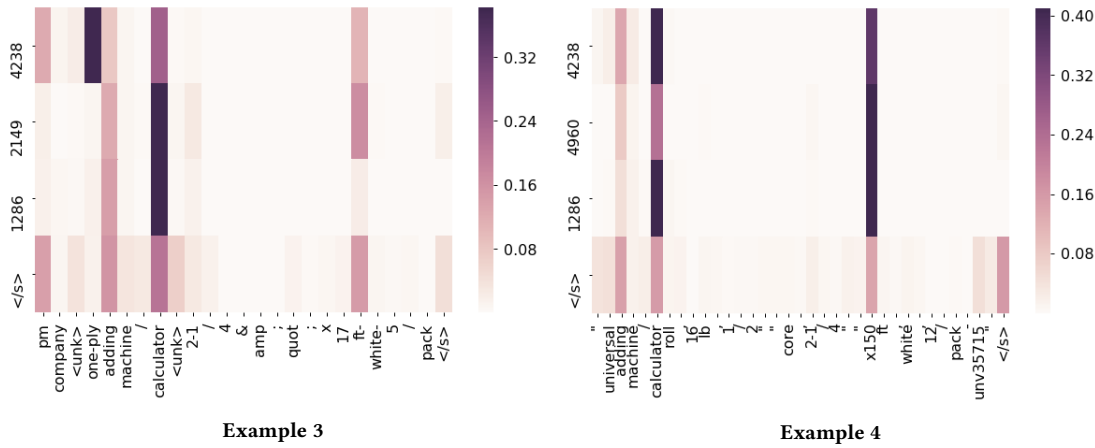
Model	Data Split	Creation Count
M1 (Baseline)	Train	2
	Test	46
M1-4	Train	0
	Test	1

Table 5: Count of Created Categories

Table 5 shows the breakdown of the created categories when we applied the models to the train and test set. While the baseline

⁷<https://www.rakuten.com/search/asiatisch/4464/>

⁸We found this out by searching the product titles from the train set that are labeled with 2296>3597>689 on Rakuten.com, e.g. <https://www.rakuten.com/search/Grey%20Sky%20Over%20Black%20Town/4455/>



Example 3: *PM Company 07622 One-Ply Adding Machine/Calculator Rolls- 2-1/4" x 17 ft- White- 5/Pack*
Example 4: *"Universal Adding Machine/Calculator Roll, 16 lb, 1/2" Core, 2-1/4" x 150 ft, White, 100/CT - UNV35710"*

Figure 4: Attention Alignment of Products with Created Categories

model created 2 new categories, it created 46 categories on the test set. During model training, the optimizer makes updates that discourage the creation of new categories to minimize cross-entropy loss and perplexity. The M1 baseline model created 46 new categories on the test set, while the M1-4 ensemble model produced only 1 new category.

Example 3 and 4 from Figure 4 demonstrates how Seq2Seq model creates cross-pollinated categories. In this example, the baseline Seq2Seq model M1 assigned the product, "PM Company 07622 One-Ply Adding Machine/Calculator Rolls- 2-1/4" x 17 ft- White- 5/Pack", with a new category, 4238>2149>1286.

To breakdown this created category, we find in the train set that the overarching category 4235>2149 is for paper-related stationary products⁹. The last sub-category 1286 consistently appears in 4238>4960>1286 which includes calculator-like machines¹⁰ and their accessories, like calculator cases¹¹.

In 4238>4960>1286, we also spotted a product analogous to Example 6, "Universal Adding Machine/Calculator Roll, 16 lb, 1/2" Core, 2-1/4" x 150 ft, White, 100/CT - UNV35710". The presence of this calculator printing roll from a different brand may suggest that Example 6 should fall under the same category. However, calculator-like machines dominate the category 4238>4960>1286 by constituting 95 out of the 105 products in the train set. Therefore, 4238>2149>1286, created by our Seq2Seq model, is an adequate suggestion for a new category of calculator printing rolls.

The ensemble model (M1-4) created one novel category by labelling the product "Natural Tech Well-Being Conditioner - 1000ml/

33.8oz" as 3625>594>1920. However, it is unclear whether the created category is a valid one without the true labels of the test set which is not released prior to the paper publication.¹²

There is a variety of creations across almost all categories in the existing category hierarchy. Although some are mislabeling, many of these created categories are worth considering for adaptations and additions to the existing ones.¹³

7 CONCLUSION

By framing the product categorization task as a sequence generation task, we trained attentional sequence-to-sequence models to generate unconstrained product categories that are not limited to the supervised labels from the training dataset. These models created new categories based on the existing sub-categories, suggesting improvement to existing product taxonomy. Categorization outcomes by these models can also highlight repetitive and ambiguous categories. In contrast to the traditional classification paradigm, the attention weight alignment generated for each product title makes the model easily interpretable. With an F1-score of 0.82 in the Rakuten Data Challenge at SIGIR eCom'18, attentional sequence-to-sequence models are shown to be adequate for product categorization.

ACKNOWLEDGEMENTS

We thank the organizers for organizing the Rakuten Data Challenge. Our gratitude goes to Rakuten Institute of Technology (Singapore), for their support and the computation resources for our experiments. Additionally, we thank our dear colleagues, Ali Cevahir

⁹Examples: Paper / FE4280-22-250 in 4238>2149>1644 and Lissom Design 24021 Paper Block Set -WB in 4238>2149>488

¹⁰Examples: Hewlett Packard HP 10s Scientific Calculator, Casio DR-210TM Two-Color Desktop Printing Calculator and Ti Nspire Cx Graphing Calc

¹¹Guerrilla Accessories TI83BLKSC TI83 Plus Silicone Case Black

¹²By inspecting the training data, most of the hair conditioner in the train set fall under the category 3625>3641>1920, M1-4 combined that category with 3625>594>... , which seems to be the skincare sub-category. This category creation, though sensible, might be a mislabel because 3625>3641>1920 is a well-defined hair product category.

¹³The full list of created categories and dataset exploratory code described in Section 3 is available on <https://github.com/MaggieMeow/neko>

and Kaidi Yue, for sharing their knowledge and insights in related research subjects.

REFERENCES

- [1] Dzmitry Bahdanau, Kyunghyun Cho, and Yoshua Bengio. 2014. Neural machine translation by jointly learning to align and translate. *arXiv preprint arXiv:1409.0473* (2014).
- [2] Ali Cevahir and Koji Murakami. 2016. Large-scale Multi-class and Hierarchical Product Categorization for an E-commerce Giant. In *Proceedings of COLING 2016, the 26th International Conference on Computational Linguistics: Technical Papers*. 525–535.
- [3] Jianfu Chen and David Warren. 2013. Cost-sensitive Learning for Large-scale Hierarchical Classification. In *Proceedings of the 22Nd ACM International Conference on Information & Knowledge Management (CIKM '13)*.
- [4] Kyunghyun Cho, Bart van Merriënboer, Dzmitry Bahdanau, and Yoshua Bengio. 2014. On the Properties of Neural Machine Translation: Encoder-Decoder Approaches. In *Proceedings of SSST-8, Eighth Workshop on Syntax, Semantics and Structure in Statistical Translation*. Association for Computational Linguistics.
- [5] Kyunghyun Cho, Bart van Merriënboer, Caglar Gulcehre, Dzmitry Bahdanau, Fethi Bougares, Holger Schwenk, and Yoshua Bengio. 2014. Learning Phrase Representations using RNN Encoder-Decoder for Statistical Machine Translation. In *Proceedings of the 2014 Conference on Empirical Methods in Natural Language Processing (EMNLP)*. Association for Computational Linguistics.
- [6] Ruining He and Julian McAuley. 2016. Ups and downs: Modeling the visual evolution of fashion trends with one-class collaborative filtering. In *proceedings of the 25th international conference on world wide web*. International World Wide Web Conferences Steering Committee.
- [7] Marcin Junczys-Dowmunt, Roman Grundkiewicz, Tomasz Dwojak, Hieu Hoang, Kenneth Heafield, Tom Neckermann, Frank Seide, Ulrich Germann, Alham Fikri Aji, Nikolay Bogoychev, André F. T. Martins, and Alexandra Birch. 2018. Marian: Fast Neural Machine Translation in C++. In *Proceedings of ACL 2018, System Demonstrations*. Melbourne, Australia. <https://arxiv.org/abs/1804.00344>
- [8] Nal Kalchbrenner and Phil Blunsom. 2013. Recurrent continuous translation models. In *Proceedings of the 2013 Conference on Empirical Methods in Natural Language Processing*.
- [9] Bhargav Kanagal, Amr Ahmed, Sandeep Pandey, Vanja Josifovski, Jeff Yuan, and Lluís Garcia-Pueyo. 2012. Supercharging Recommender Systems Using Taxonomies for Learning User Purchase Behavior. In *Proceedings of VLDB Endowment*.
- [10] Zornitsa Kozareva. [n. d.]. Everyone Likes Shopping! Multi-class Product Categorization for e-Commerce. In *NAACL HLT 2015, The 2015 Conference of the North American Chapter of the Association for Computational Linguistics: Human Language Technologies, year = 2015*.
- [11] Michael Skinner. 2018. Product Categorization with LSTMs and Balanced Pooling Views. In *SIGIR 2018 Workshop on eCommerce (ECOM 18)*.
- [12] Yanmin Sun, Andrew K. C. Wong, and Mohamed S. Kamel. 2009. Classification of Imbalanced Data: a Review. *International Journal of Pattern Recognition and Artificial Intelligence* 23, 4 (2009), 687–719.
- [13] Ilya Sutskever, Oriol Vinyals, and Quoc V Le. 2014. Sequence to sequence learning with neural networks. In *Advances in neural information processing systems*.
- [14] Liling Tan and Francis Bond. 2011. Building and Annotating the Linguistically Diverse NTU-MC (NTU-Multilingual Corpus). In *Proceedings of the 25th Pacific Asia Conference on Language, Information and Computation*.
- [15] Liling Tan, Marcos Zampieri, Nikola Ljubesic, and Jorg Tiedemann. 2014. Merging comparable data sources for the discrimination of similar languages: The dsl corpus collection. In *Proceedings of the 7th Workshop on Building and Using Comparable Corpora (BUCC)*.
- [16] Li-Tung Weng, Yue Xu, Yuefen Li, and Richi Nayak. 2008. Exploiting Item Taxonomy for Solving Cold-Start Problem in Recommendation Making. In *2008 20th IEEE International Conference on Tools with Artificial Intelligence*.
- [17] Yandi Xia, Aaron Levine, Pradipto Das, Giuseppe Di Fabbri, Keiji Shinzato, and Ankur Datta. 2017. Large-Scale Categorization of Japanese Product Titles Using Neural Attention Models. In *Proceedings of the 15th Conference of the European Chapter of the Association for Computational Linguistics: Volume 2, Short Papers*. Association for Computational Linguistics.
- [18] Cai-Nicolas Ziegler, Georg Lausen, and Lars Schmidt-Thieme. 2004. Taxonomy-driven computation of product recommendations. In *CIKM*.